

MATERIAL HANDLING SOLUTIONS

Zolllys[®]

• • • the passion for moving



PRODUCTS
CATALOGUE



M1



4 KM/H (2,5 MPH)	1.000 KG (2.204 LB)	900 MM (35,4 IN)	15%	

M12



5 KM/H (3,1 MPH)	1.500 KG (3.306 LB)	900 MM (35,4 IN)	15%	

M3



4.5 KM/H (3,1 MPH)	1.500 KG (3.306 LB)	1.300 MM (51,1 IN)	15%	

M4



4.5 KM/H (3,1 MPH)	3.000 KG (6.613 LB)	1.300 MM (51,1 IN)	15%	

M5



5.5 KM/H (3,4 MPH)	4.000 KG (8.818 LB)	1.500 MM (59 IN)	15%	

M9 REMOTE CONTROL



4.5 KM/H (3,1 MPH)	3.000 KG (6.613 LB)	1.600 MM (63 IN)	15%	



4.5 KM/H (2,5 MPH)	6.000 KG (13.227 LB)	2.500 MM (98,4 IN)	15%	



M6.5
LIFTING
SYSTEM



5 KM/H (3,1 MPH)	15.000 KG (33.069 LB)	2.510 MM (98,8 IN)	15%	



M10
M11



5 KM/H (3,7 MPH)	800 KG (1.763 LB)	6.000 KG (13.227 LB)	4.200 MM (165,3 IN)	



R6



5 KM/H (3,1 MPH)	1.000 KG (2.204 LB)	2.000 KG (4.409 LB)	900 MM (35,4 IN)	



M14



4 KM/H (2,5 MPH)	1.800 KG (3.968 LB)	6.000 KG (13.227 LB)	1.400 MM (55,1 IN)	



M16
(S)



4 KM/H (2,5 MPH)	500 KG (1.102 LB)	5%	



ML1



RANGE MAX T



4.5 KM/H (3,1 MPH)	400 KG (881 LB)	3.000 KG (6.613 LB)	4.000 MM (157,4 IN)	



M15



5.5 KM/H (3,4 MPH)	500 KG (1.102 LB)	1.176 MM (46,3 IN)	5%	360°




HT



5.5 KM/H (3,4 MPH)	500 KG (1.102 LB)	2.450 MM (96,4 IN)	30%	



JESPI



5.5 KM/H (3,4 MPH)	600 KG (1.322 LB)	4.000 MM (157,4 IN)	30%	



R5



5.5 KM/H (3,4 MPH)	750 KG (1.653 LB)	5.200 MM (204,7 IN)	30%	





5.5 KM/H
(3,4 MPH)

300 KG
(661 LB)

2.200 MM
(86,6 IN)

30%



D1



5 KM/H
(3,4 MPH)

500 KG
(1.102 LB)

2.400 MM
(94,4 IN)

30%



DUMPER
JET



5.5 KM/H
(3,4 MPH)

500 KG
(1.102 LB)

3.100 MM
(122 IN)

30%



HS



5.5 KM/H
(3,4 MPH)

600 KG
(1.322 LB)

3.100 MM
(122 IN)

30%



HS4



4 KM/H
(2,5 MPH)

3.000 KG
(6.613 LB)


4.550 MM
(179,1 IN)



M8



K1



6 KM/H
(3,7 MPH)



1.000 KG
(2.204 LB)



1.950 MM
(76,7 IN)



15%



K2



6 KM/H
(3,7 MPH)



1.500 KG
(3.306 LB)





2.050 MM
(80,7 IN)



15%



K3



6 KM/H
(3,7 MPH)



1.500 KG
(3.306 LB)



1.650 MM
(64,9 IN)



15%



K5



10 KM/H
(6,2 MPH)



500 KG
(1.102 LB)



2.100 MM
(82,6 IN)



JACK SERIES



8/16 KM/H
(5/10 MPH)



500 KG
(1.102 LB)



2.500 KG
(5.512 LB)



2.300 MM
(90,5 IN)



S SERIES



8/16 KM/H
(5/10 MPH)



150 KG
(330 LB)



1.500 KG
(3.306 LB)



3.600 MM
(141,7 IN)





• M1



• M12



• M12 R



• ML1



• M3



• M4



• M5



• M9



• M9 R



• M6.5



• M6.5 LIFT



• M10/M11



• M14



• M16 (S)



• HT



• JESPI



• JESPI M



• JESPI L



• RANGE MAX T



• R4



• R6



• R5



• M15



• M22



• R7 R



• M8



• XT 510



• HS



• HS4



• HS4 L



• D1



• D2



• DUMPER JET



• DUMPER JET L



• K1



• K2



• K3



• DDM



• JACK



• JACK L



• JACK MASTER



• K5



• S1/S2



• JAY

Zallys
Stainless steel



• M1



• M12




• M4



• M9

ACCIAIO INOX
STAINLESS STEEL
ACIER INOXYDABLE
ACERO INOXIDABLE
EDELSTAHL



www.zallys.com



Zallys Service
cares about You



Order parts online 24/7
anytime, anywhere



300+ hours of
video tutorials



Lorenzo Cavinato
Area Manager Europe
lorenzo@zallys.com
+39 342 3251893



Andrew Laganà
Area Manager North America
andrew@zallys.com
+39 342 5185161



Paola Meda
Area Manager
paola@zallys.com
+39 320 4778703



Manuel Tomasini
Area Manager Germany
sales.de@zallys.com
+49 176 21158913



• • • the passion for moving

Via Palazzina, 1 • 36030 Sarcedo (VI) • ITALY